



Caledonian

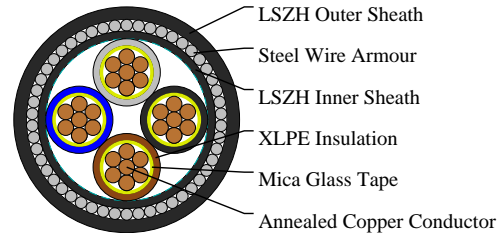
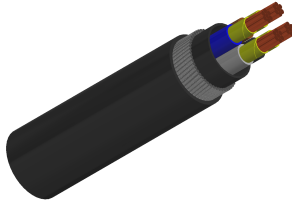
FIREFLIX Fire Resistant Power & Control Cables

www.caledonian-cables.com

marketing@caledonian-cables.com

600/1000V Mica+XLPE Insulated, LSZH Sheathed, Armoured Power Cables to BS 7846 (4C25)

FFX400 1mRZ1MZ1-R (CU/MGT+XLPE/LSZH/SWA/LSZH 600/1000V Class 2)



APPLICATIONS

The cables are mainly used in power stations, mass transit underground passenger systems, airports, petrochemical plants, hotels, hospitals and high-rise buildings.

STANDARDS

Basic design to BS 7846

APPROVALS

TUV Certification (B 18 07 98200 025)

FIRE PERFORMANCE

Circuit Integrity	IEC 60331-21; BS 6387; BS 8491
Flame Retardance (Single vertical wire or cable test)	IEC 60332-1-2; EN 60332-1-2
Reduced Fire Propagation (Vertically-mounted bundled wires & cables test)	IEC 60332-3-24; EN 60332-3-24
Halogen Free	IEC 60754-1; EN 50267-2-1
No Corrosive Gas Emission	IEC 60754-2; EN 50267-2-2
Minimum Smoke Emission	IEC 61034-2; EN 61034-2

VOLTAGE RATING

600/1000V

CABLE CONSTRUCTION

Conductor: Annealed copper wire, stranded according to BS EN 60228 class 2.

Fire Barrier: Mica glass tape.

Insulation: XLPE type GP 8 according to BS 7655-1.3. HEPR type GP 6 according to BS 7655-1.2 or crosslinked polyolefin material type EI 5 according to BS EN 50363-5 can be offered as option.

Bedding: Extruded layer of polymeric material.

Armouring: Galvanized steel wire.

Outer Sheath: Extruded layer of polymeric material LTS 1 according to BS 7655-6.1.



Caledonian

FIREFLIX Fire Resistant Power & Control Cables

www.caledonian-cables.com

marketing@caledonian-cables.com

Outer Sheath Option: UV resistance, hydrocarbon resistance, oil resistance, anti-rodent and anti-termite properties can be offered as option.

COLOUR CODE

Insulation Colour

4-core: Blue, brown, black and grey.

Sheath Colour: Black; other colours can be offered upon request.

PHYSICAL AND THERMAL PROPERTIES

Maximum temperature range during operation: 90°C

Maximum short circuit temperature (5 Seconds): 250°C

Minimum bending radius: 8 × Overall Diameter

DIMENSION AND PARAMETERS

No. of Cores × Cross-sectional Area	Conductor Class	Nominal Insulation Thickness	Nominal Bedding Thickness	Nominal Sheath Thickness	Nominal Steel Wire Armour Diameter	Approx. Overall Diameter	Approx. Weight
No. × mm ²		mm	mm	mm	mm	mm	kg/km
4x25	2	0.9	1.0	1.7	1.6	30.8	2341



Rated voltage




BS 7846



Circuit Integrity
IEC 60331-21/BS6387/BS 8491



Flame Retardancy
IEC 60332-1-2



Halogen Free
IEC 60754-1



Low Corrosivity
IEC 60754-2



Low Smoke Emission
IEC 61034-2



Reduced Fire Propagation
IEC 60332-3-24